



SS-4 Stainless Steel Case-Stainless Movement

- Dial Size: 4" Glycerin Filled
- Pressure Ranges: 30" HG to 15,000 P.S.I./Bar (Dual Scale)
- Accuracy: Within 1.0% of Maximum Graduation
- Case: 304SS Stainless Steel
- Bourdon Tube: 316 Stainless Steel
- Movement: 316 Stainless Steel with Highly Polished Bearing Surfaces
- Connection: 1/2" Male NPT, 316 Stainless Steel
- Safety Blow-Out Plug Included.
- Restrictors Standard.

SS-4-RL MOUNTING OPTIONS, ADD SUFFIX:

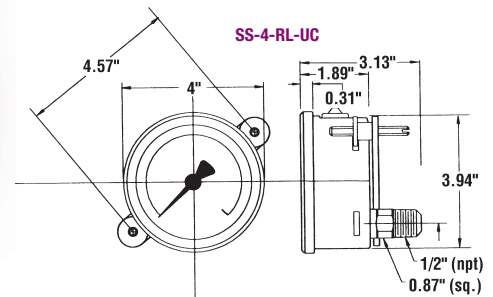
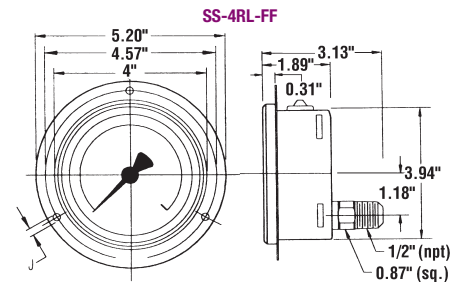
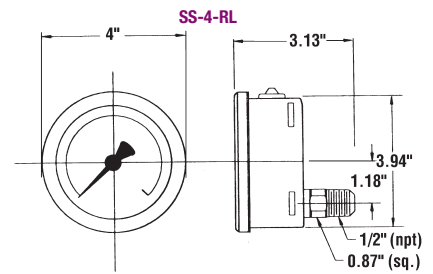
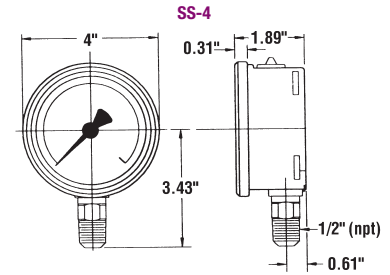
- "FF" for Polished Stainless Steel Front Flange - Example: SS-10M-4RL-FF
- "UC" for Stainless Steel U-Clamp - Example: SS-3M-4RL-UC
- "RF" for Stainless Steel Rear Flange - Example: SS-1M-4RF



"SS-4"

SS-4 Series All Stainless Steel Pressure Gauges feature a stainless steel case, 316 stainless steel bourdon tube and stem, glycerin filled for severe punishment and years of service in the field. LENZ SS-4 series are highly accurate within 1% of full scale.

STD. BOTTOM MOUNT MODEL NUMBER	REAR LOWER MOUNT MODEL NUMBER	FULL RANGE		FIGURE INTERVAL		GRADUATION INTERVAL	
		ENGLISH P.S.I.	METRIC BAR	P.S.I.	BAR	P.S.I.	BAR
SS-30HG-4	SS-30HG-4RL	0-30" HG	0-1	5" HG	.1	.5 "HG	.01
SS-30-4	SS-30-4RL	0-30	0-2	5	.2	.5	.02
SS-60-4	SS-60-4RL	0-60	0-4	10	.5	1	.05
SS-100-4	SS-100-4RL	0-100	0-7	10	1	1	.1
SS-160-4	SS-160-4RL	0-160	0-10	20	1	2	.1
SS-300-4	SS-300-4RL	0-300	0-20	50	2	5	.2
SS-600-4	SS-600-4RL	0-600	0-42	100	5	10	.5
SS-1M-4	SS-1M-4RL	0-1000	0-70	100	10	10	1
SS-2M-4	SS-2M-4RL	0-2000	0-140	200	20	20	2
SS-3M-4	SS-3M-4RL	0-3000	0-210	500	20	50	2
SS-5M-4	SS-5M-4RL	0-5000	0-350	500	50	50	5
SS-6M-4	SS-6M-4RL	0-6000	0-420	1000	50	100	5
SS-10M-4	SS-10M-4RL	0-10000	0-700	1000	100	100	10
SS-15M-4	SS-15M-4RL	0-15000	0-1050	3000	100	200	10



"Download Current Catalogs, Technical Bulletins & Data Sheets at our newly designed website: www.lenzinc.com"