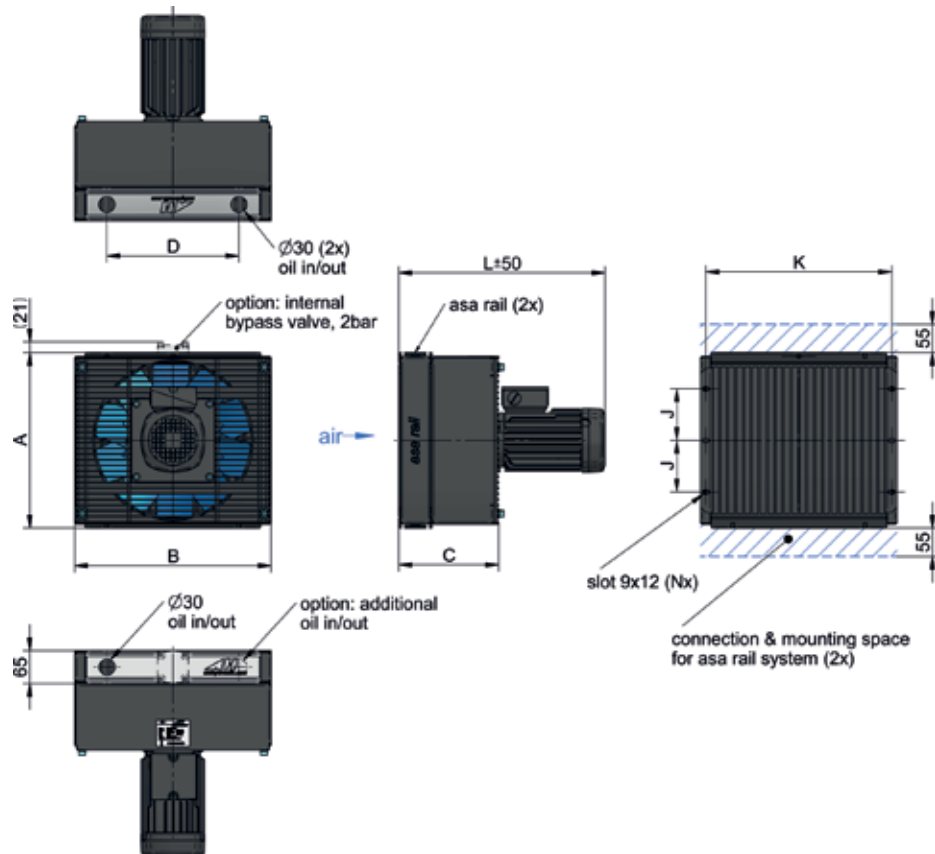


TT Series Oil / Air Cooler

230/400V 50Hz AC



Dimensions

order number	description	A	B	C	D	J	K	L	N	weight
		[mm]	[mm]	[mm]	[mm]	[mm]	[mm]	[mm]		[kg]
ASATT07RA44	TT 07 rail 0,25kW AC	300	320	193	176	86	290	396	4	16,1
ASATT07RA25	TT 07 rail 0,55kW AC	300	320	193	176	86	290	396	4	17,0
ASATT11RA44	TT 11 rail 0,25kW AC	340	380	194	255	100	360	398	6	19,9
ASATT11RA25	TT 11 rail 0,55kW AC	340	380	194	255	100	360	398	6	20,9
ASATT16RA64	TT 16 rail 0,18kW AC	465	462	219	328	153	436	414	6	28,1
ASATT16RA44	TT 16 rail 0,25kW AC	465	462	219	328	153	436	414	6	27,4
ASATT16RA25	TT 16 rail 0,55kW AC	465	462	219	328	153	436	414	6	27,5
ASATT21RA66	TT 21 rail 0,37kW AC	605	558	222	328	208,5	436	444	6	40,8
ASATT21RA47	TT 21 rail 0,75kW AC	605	558	222	328	208,5	436	444	6	42,6
ASATT25RA66	TT 25 rail 0,37kW AC	605	558	219	422	208,5	530	440	6	41,2
ASATT25RA47	TT 25 rail 0,75kW AC	605	558	219	422	208,5	530	440	6	43,0

Technical Data

order number	description	motor power	current	motor size	protection	rotation	air flow	noise level	optional internal bypass (2 bar)
		[kW]	[A]			[rpm]	[kg/s]	[db(A)]	cooler order number
ASATT07RA44	TT 07 rail 0,25kW AC	0,25	0,73	71	IP 55	1395	0,19	65	ASATT07RA44BP
ASATT07RA25	TT 07 rail 0,55kW AC	0,55	1,32	71	IP 55	2775	0,40	81	ASATT07RA25BP
ASATT11RA44	TT 11 rail 0,25kW AC	0,25	0,73	71	IP 55	1395	0,48	73	ASATT11RA44BP
ASATT11RA25	TT 11 rail 0,55kW AC	0,55	1,32	71	IP 55	2775	0,98	83	ASATT11RA25BP
ASATT16RA64	TT 16 rail 0,18kW AC	0,18	0,80	71	IP 55	920	0,44	63	ASATT16RA64BP
ASATT16RA44	TT 16 rail 0,25kW AC	0,25	0,73	71	IP 55	1395	0,64	73	ASATT16RA44BP
ASATT16RA25	TT 16 rail 0,55kW AC	0,55	1,32	71	IP 55	2775	0,86	78	ASATT16RA25BP
ASATT21RA66	TT 21 rail 0,37kW AC	0,37	1,17	80	IP 55	935	1,21	71	ASATT21RA66BP
ASATT21RA47	TT 21 rail 0,75kW AC	0,75	1,70	80	IP 55	1445	1,89	81	ASATT21RA47BP
ASATT25RA66	TT 25 rail 0,37kW AC	0,37	1,17	80	IP 55	935	1,30	71	ASATT25RA66BP
ASATT25RA47	TT 25 rail 0,75kW AC	0,75	1,70	80	IP 55	1445	2,00	81	ASATT25RA47BP

This data sheet and the corresponding scale drawings are to be used as a general guideline and technical overview of our products. Please contact us if more exact information is needed. As we are constantly improving our products, their characteristics, dimensions and weights may also change, although we do our best to incorporate these changes continually. asa assumes no liability for any information therein, any errors, omissions, misprints, nor any direct or indirect damages, losses or costs resulting therefrom. Any cooling performances and general technical values indicated in this catalogue are measured at a test bench according to asa testing procedures or calculated, based on such tests. Due to different conditions in testing and application environments the performance may also vary by +/- 15%. Because there is no standardized testing procedure, tests used by other manufacturers could have different results. Therefore we recommend all products to be checked under the system operating conditions. This is also true for vibrations and mechanical stress as well as for pressure peaks and thermal stress and any other relevant factors. General tolerances according to DIN ISO 2768-v. General tolerances for casted parts according to EN ISO 8062-3 (DCTG 10). Tolerances for rubber parts are according to ISO 3302-1 (class M4-F+C). The tolerances of welding seams are defined by quality group D according to EN ISO 10042, if it is not specified on the actual scale drawing or data sheet. In addition to that we point out that any data sheet and corresponding scale drawing is no substitution for the manual.

TT Series Oil / Air Cooler

230/400V 50Hz AC



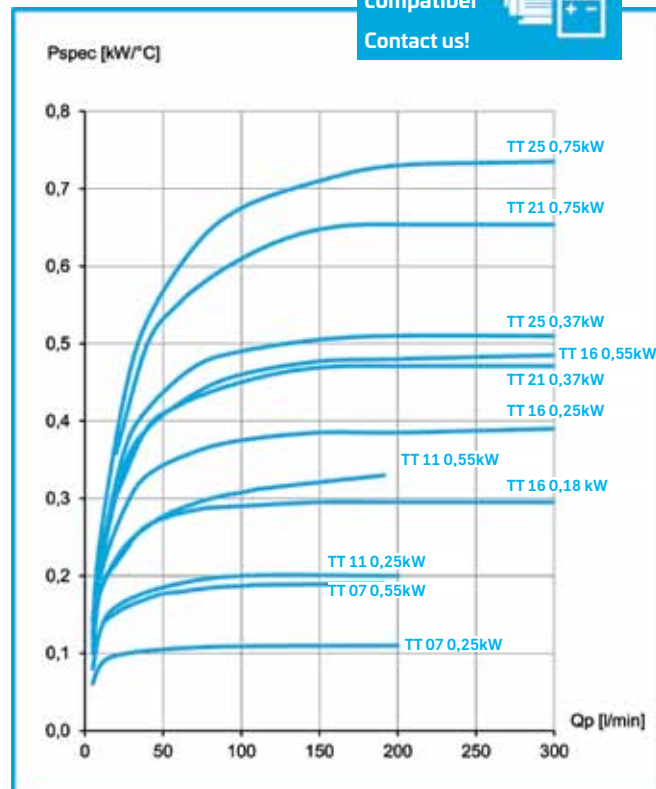
Performance

specific cooling performance

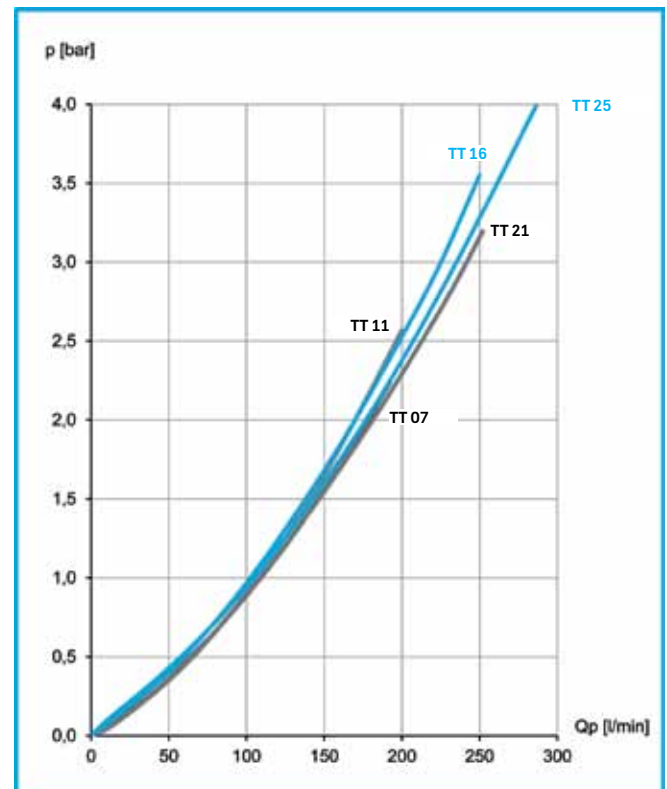
all products
water/glycol
compatibel



Contact us!



pressure drop at 30 cSt



Radiator Style B

material:	aluminium
working temperature range:	-20°C to +80°C (oil temperature)*
air fin shape:	wavy
working pressure:	26 bar (static)

*...the indicated temperature is the maximum inlet temperature for the cooler radiator. Depending on the sealings in use, the application needs appropriate checking.

Options

motor data	alternative voltages, frequencies, IP classes, etc on request
temperature control	ILLZTCACK (page 40)
temperature switches	ILLZTH4765K, ILLZTH6065K (page 39)
foot mounting options	ILLEFUSSTTK, ILLEFUSSTTHDK (page 34)
internal bypass	alternative bypass settings (1bar / 5bar)

H-Set



Contact us for further information

Installation System (see more information on page 32)

connection BSP 1"	ILLZSET5G25 (1 set per cooler required)
connection BSP 1 1/4"	ILLZSET5G32 (1 set per cooler required)



This data sheet and the corresponding scale drawings are to be used as a general guideline and technical overview of our products. Please contact us if more exact information is needed. As we are constantly improving our products, their characteristics, dimensions and weights may also change, although we do our best to incorporate these changes continually. asa assumes no liability for any information therein, any errors, omissions, misprints, nor any direct or indirect damages, losses or costs resulting therefrom. Any cooling performances and general technical values indicated in this catalogue are measured at a test bench according to asa testing procedures or calculated, based on such tests. Due to different conditions in testing and application environments the performance may also vary by +/- 15%. Because there is no standardized testing procedure, tests used by other manufacturers could have different results. Therefore we recommend all products to be checked under the system operating conditions. This is also true for vibrations and mechanical stress as well as for pressure peaks and thermal stress and any other relevant factors. General tolerances according to DIN ISO 2768-v. General tolerances for casted parts according to EN ISO 8062-3 (DCTG 10). Tolerances for rubber parts are according to ISO 3302-1 (class M4-F+C). The tolerances of welding seams are defined by quality group D according to EN ISO 10042, if it is not specified on the actual scale drawing or data sheet. In addition to that we point out that any data sheet and corresponding scale drawing is no substitution for the manual.