D03 High Flow Bottom Ported Manifold

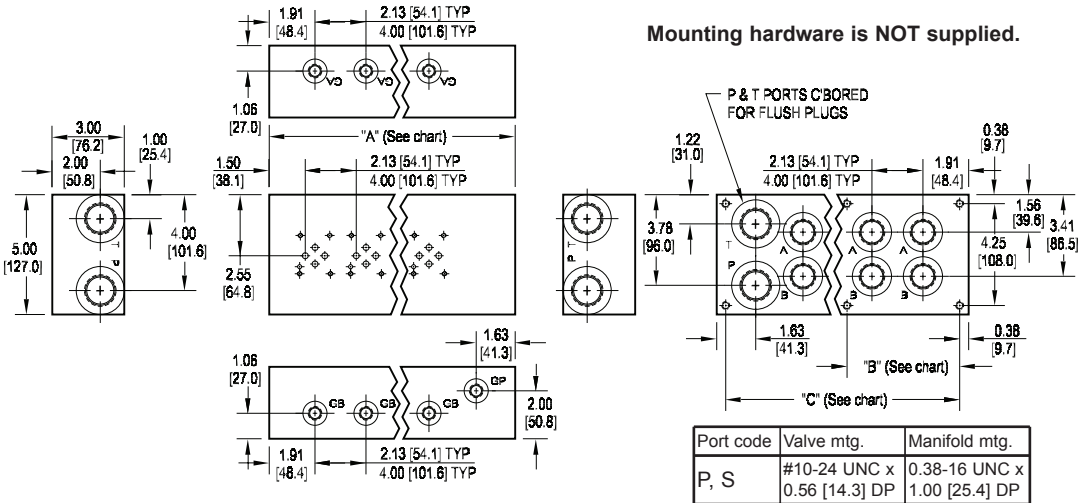

Mounting hardware is NOT supplied.

Port code	Valve mtg.	Manifold mtg.
P, S	#10-24 UNC x 0.56 [14.3] DP	0.38-16 UNC x 1.00 [25.4] DP
B, M, T	M5 ISO 6H x 0.56 [14.3] DP	M10 ISO 6H x 1.00 [25.4] DP

Parallel Circuit

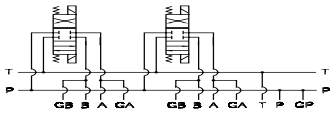

Flow Curve

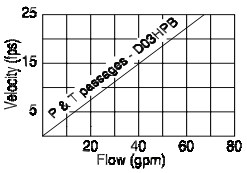

Rated flow 41 gpm @ 15 fps

No. of stations	01	02	03	04	05	06	07	08	09	10	No. of stations	02	03	04	05	06
"A" length (code 2 spa.) inch [mm]	5.50 [139.7]	7.63 [193.7]	9.75 [247.7]	11.88 [301.6]	14.00 [355.6]	16.13 [409.6]	18.25 [463.6]	20.38 [517.5]	22.50 [571.5]	24.63 [625.5]	"A" length (code 4 spa.) inch [mm]	9.50 [241.3]	13.50 [342.9]	17.50 [444.5]	21.50 [546.1]	25.50 [647.7]
"B" dim (code 2 spa.) inch [mm]	--	--	--	--	--	--	--	8.97 [227.8]	11.09 [281.8]	11.09 [281.8]	"B" dim (code 4 spa.) inch [mm]	--	--	--	11.53 [292.9]	11.53 [292.9]
"C" dim (code 2 spa.) inch [mm]	4.75 [120.7]	6.88 [174.6]	9.00 [228.6]	11.13 [282.6]	13.25 [336.6]	15.38 [390.5]	17.50 [444.5]	19.63 [498.5]	21.75 [552.5]	23.88 [606.4]	"C" dim (code 4 spa.) inch [mm]	8.75 [222.3]	12.75 [323.9]	16.75 [425.5]	20.75 [527.1]	24.75 [628.7]
apx. weight alum lb [kg]	8 [4]	11 [5]	15 [7]	18 [8]	21 [10]	24 [11]	27 [12]	31 [14]	34 [15]	37 [17]	apx. weight alum lb [kg]	14 [6]	20 [9]	26 [12]	32 [15]	38 [17]
apx. weight iron lb [kg]	21 [10]	30 [13]	38 [17]	46 [21]	55 [25]	63 [29]	71 [32]	79 [36]	88 [40]	96 [44]	apx. weight iron lb [kg]	37 [17]	53 [24]	68 [31]	84 [38]	99 [45]

Specifications, descriptions, and dimensional data are subject to correction or change without notice or incurring obligation. Download latest catalog page revisions at www.daman.com.

Ordering Information

Material	Valve Pattern	Circuit	No. of Stations	Valve Spacing	Port Threads

Material

A	Aluminum - 6061-T6 3000† psi • 20.7 MPa
D	Ductile Iron - D4512 5000† psi • 34.5 MPa
N	Electroless Nickel Coated Ductile Iron - D4512 5000† psi • 34.5 MPa

† Working pressure should be considered in accordance with ISO 4413 to determine appropriate material type.

Circuit

HPB	Parallel Circuit High Flow Bottom Ported

Valve Spacing

2	2.13 inch 54.0 mm
4	4.00 inch 101.6 mm

Valve Pattern

D03	ISO 4401-03-02 NFPA T3.5.1-D03 See Tech Information

No. of Stations

Aluminum	
01...10	Available with spacing code 2
02...06	Available with spacing code 4
Ductile Iron	
01...10	Available with spacing code 2
02...06	Available with spacing code 4

Port Threads

		P & T	A & B	G*
P	NPTF • ANSI B1.20.3	1.00	0.75	0.25
S	SAE • ISO 11926	-16	-12	-4
B	BSPP • ISO 1179	1.00	0.75	0.25
M	ISO • ISO 6149	M33	M27	M10
T	BSPT • ISO 7	1.00	0.75	0.25

Daman Products Company, Inc. • 1811 North Home Street • Mishawaka, IN 46545-7267
Tel: 800.959.7841 574.259.7841 • Fax: 800.241.7664 • Email: sales@daman.com • www.daman.com