



AFC-25 Stainless Steel Case

Dial Size: 2 1/2" Glycerin Filled
 Pressure Ranges: 30" HG to 15,000 P.S.I./Bar (Dual Scale)
 Accuracy: Within 2.0% of Maximum Graduation
 Case: 304SS Stainless Steel
 Bourdon Tube: Phosphor Bronze
 Movement: Brass with Highly Finished Bearing Surfaces
 Connection: 1/4" Male NPT Brass Bottom or Rear Center Connection
 (Optional Threads See Page 19c)



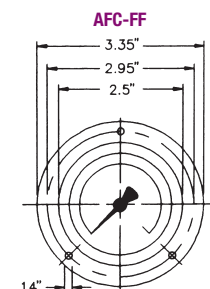
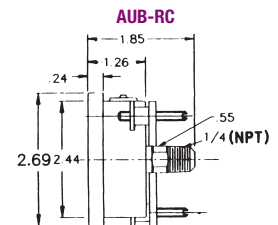
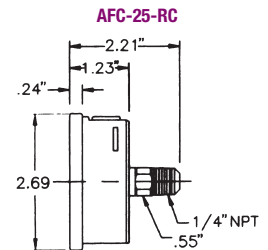
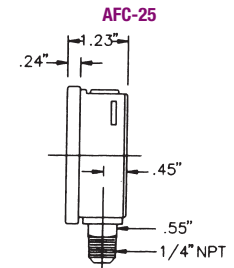
"AFC-25"

Safety Blow-Out Plug Included/Restrictors Standard
AFC-25RC (REAR CENTER) MOUNTING OPTIONS, ADD SUFFIX:
 "FF" for Polished Stainless Steel Front Flange - Example: AFC-5M-25RC-FF
 "U-Clamp" Models, Model Number Changes to "AUB" - See Chart Below
 "MID" Maximum Indicating Dial available for AFC Series see page 18c.

Lenz's AFC-25 Series Pressure Gauges feature a stainless steel case, brass stem, glycerin filled which are ideal for severe pulsation, vibration and where corrosive atmospheres are a factor. These Lenz pressure gauges are perfect for the original equipment manufacturers (O.E.M.) and other hydraulic and pneumatic equipment due to being cost effective.

STD.. BOTTOM MOUNT MODEL NUMBER	REAR CENTER MOUNT MODEL NUMBER	PANEL MOUNT U-CLAMP MODEL NUMBER	FULL RANGE		FIGURE INTERVAL		GRADUATION INTERVAL	
			ENGLISH P.S.I.	METRIC BAR	P.S.I.	BAR	P.S.I.	BAR
AFC-15-25	AFC-15-25RC	AUB-15-25RC	0-15	0-1	3	.2	.25	.02
AFC-30-25	AFC-30-25RC	AUB-30-25RC	0-30	0-2	5	.5	.5	.5
AFC-60-25	AFC-60-25RC	AUB-60-25RC	0-60	0-4	10	1	1	.1
AFC-100-25	AFC-100-25RC	AUB-100-25RC	0-100	0-7	20	2	2	.1
AFC-160-25	AFC-160-25RC	AUB-160-25RC	0-160	0-10	20	2	2	.2
AFC-200-25	AFC-200-25RC	AUB-200-25RC	0-200	0-14	40	4	4	.4
AFC-300-25	AFC-300-25RC	AUB-300-25RC	0-300	0-20	50	5	5	.5
AFC-400-25	AFC-400-25RC	AUB-400-25RC	0-400	0-28	50	5	5	.5
AFC-500-25	AFC-500-25RC	AUB-500-25RC	0-500	0-35	100	5	10	.5
AFC-600-25	AFC-600-25RC	AUB-600-25RC	0-600	0-40	100	10	10	1
AFC-800-25	AFC-800-25RC	AUB-800-25RC	0-800	0-56	100	10	10	1
AFC-1M-25	AFC-1M-25RC	AUB-1M-25RC	0-1000	0-70	200	20	20	1
AFC-1500-25	AFC-1500-25RC	AUB-1500-25RC	0-1500	0-100	300	20	50	5
AFC-2M-25	AFC-2M-25RC	AUB-2M-25RC	0-2000	0-140	400	40	40	4
*AFC-3M-25	AFC-3M-25RC	AUB-3M-25RC	0-3000	0-210	500	50	50	5
AFC-4M-25	AFC-4M-25RC	AUB-4M-25RC	0-4000	0-300	500	50	50	5
*AFC-5M-25	AFC-5M-25RC	AUB-5M-25RC	0-5000	0-350	1000	100	100	10
*AFC-6M-25	AFC-6M-25RC	AUB-6M-25RC	0-6000	0-420	1000	100	100	10
AFC-7500-25	AFC-7500-25RC	AUB-7500-25RC	0-7500	0-420	1000	100	100	10
AFC-10M-25	AFC-10M-25RC	AUB-10M-25RC	0-10000	0-700	2000	200	200	10
AFC-15M-25	AFC-15M-25RC	AUB-15M-25RC	0-15000	0-1000	3000	200	500	50

* S.A.E. Connection Stock



2 1/2" Stainless Case-Brass Movement Compound Gauges

STD. BOTTOM MOUNT MODEL NUMBER	REAR CENTER MOUNT MODEL NUMBER	PANEL MOUNT CLAMP REAR CENTER MOUNT MODEL NUMBER	FULL RANGE		FIGURE INTERVAL	
			ENGLISH HG & P.S.I.	METRIC BAR	ENGLISH HG & P.S.I.	METRIC BAR
AFC-30-30-25	AFC-30-30-25RC	AUB-30-30-25RC	30"-0-30	-1-0-2	10" & 10	1 & 1
AFC-30-60-25	AFC-30-60-25RC	AUB-30-60-25RC	30"-0-60	-1-0-4	10" & 10	1 & 1
AFC-30-100-25	AFC-30-100-25RC	AUB-30-100-25RC	30"-0-100	-1-0-7	30" & 20	1 & 1
AFC-30-200-25	AFC-30-200-25RC	AUB-30-200-25RC	30"-0-200	-1-0-14	30" & 40	1 & 2

2 1/2" Stainless Case-Brass Movement Vacuum Gauges

STD. BOTTOM MOUNT MODEL NUMBER	REAR CENTER MOUNT MODEL NUMBER	PANEL MOUNT CLAMP REAR CENTER MOUNT MODEL NUMBER	FULL RANGE		FIGURE INTERVAL		GRADUATION INTERVAL	
			ENGLISH HG	METRIC BAR	ENGLISH HG	BAR	ENGLISH HG	BAR
AFC-30HG-25	AFC-30HG-25RC	AUB-30HG-25RC	0-30"	0-1	5	.2	1	.02