

AIR PUMP

Hydraulic PA17 Series

17 cu. in./min.

Two Speed

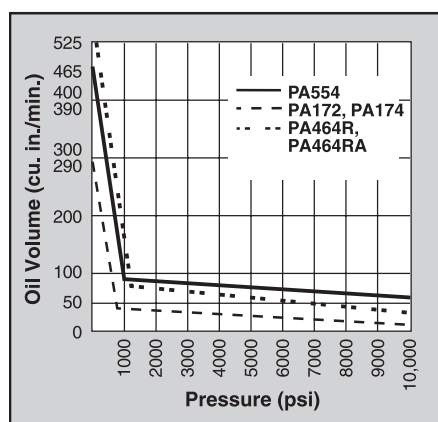


ROTARY-STYLE AIR MOTOR. USE WHERE AIR IS THE PREFERRED SOURCE OF ENERGY, WHERE ELECTRICITY IS UNAVAILABLE OR SPARKS ARE A CONCERN.

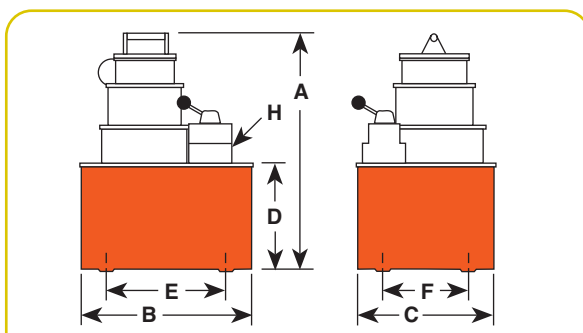
- Two-speed operation for high speed cylinder advance.
- Durable two gallon thermoplastic reservoir. (Metal reservoir conversion kits are available.)
- Features air motor capable of starting under full load.



The PA17 used with a flange spreader

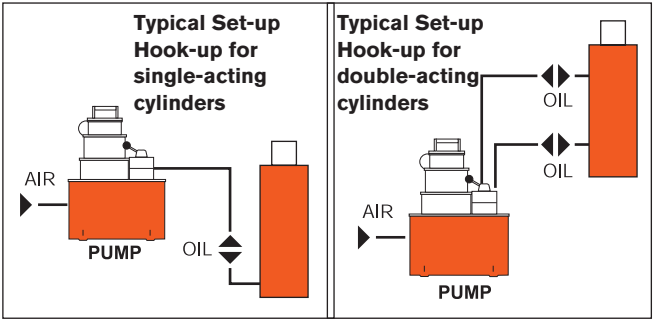


PA172



Pump No.	A (in.)	B (in.)	C (in.)	D (in.)	E (in.)	F (in.)	H (in.)	Max. Pressure Output (psi)	Oil Del. * (cu. in./min. @)				
									0 (psi)	100 (psi)	1,000 (psi)	5,000 (psi)	10,000 (psi)
PA172	14 1/8	11 3/8	9 1/4	7	7 1/8	5 1/8	3/8 NPTF	10,000	290	240	24	23	17
PA174	14 1/8	11 3/8	9 1/4	7	7 1/8	5 1/8	3/8 NPTF	10,000	290	240	24	23	17

* Typical delivery. Actual flow will vary with field conditions.



10,000 psi



For use with Cyl. Type	Description	Order No.	Valve No.	Valve Function	Air Supply Req'd (psi)	Reservoir Cap. (gal.)	Usable (cu. in.)	Prod. Wt (lbs.)
Single-Acting	Base model pump with 2 gallon thermoplastic reservoir.	PA172	9517, 2-way	Advance/Return*	40-120	2	295	40
Single- and Double-Acting	PA172, except has 9500 valve for use with single or double-acting cylinders.	PA174	9500, 4-way	Advance Hold Return*	40-120	2	295	41

Note: Requires 20 cfm at 80 psi shop air pressure at the pump.
dBA 85/90 at 10,000 psi.

* Holds pressure in advance position when valve motor is shut off or in return position with motor running. Pump will build pressure when motor is shut off and oil returns to reservoir.