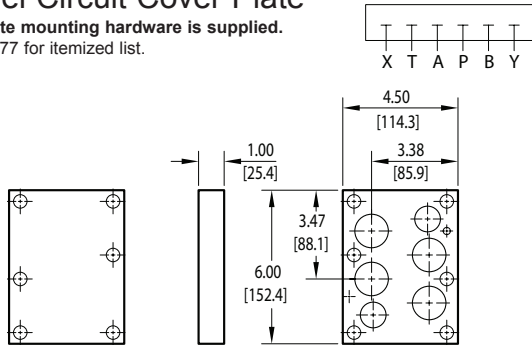


# D08 Cover Plates

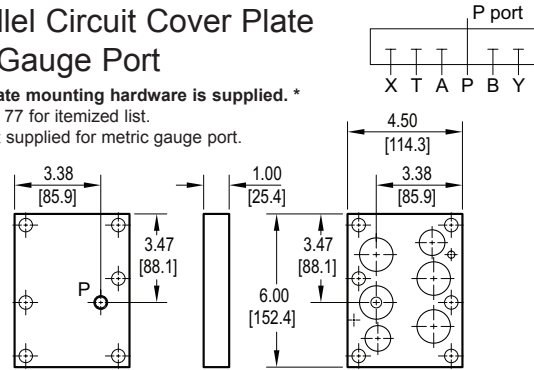
## Parallel Circuit Cover Plate

Cover Plate mounting hardware is supplied.  
See page 77 for itemized list.



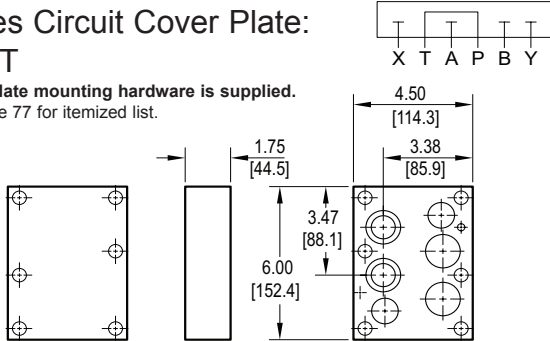
## Parallel Circuit Cover Plate with Gauge Port

Cover Plate mounting hardware is supplied. \*  
See page 77 for itemized list.  
\* Plug not supplied for metric gauge port.



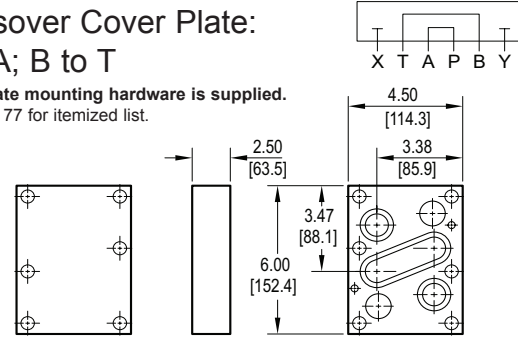
## Series Circuit Cover Plate: P to T

Cover Plate mounting hardware is supplied.  
See page 77 for itemized list.



## Crossover Cover Plate: P to A; B to T

Cover Plate mounting hardware is supplied.  
See page 77 for itemized list.



Specifications, descriptions, and dimensional data are subject to correction or change without notice or incurring obligation.  
Download latest catalog page revisions at [www.daman.com](http://www.daman.com).

# Ordering Information

Material	Valve Pattern	Circuit	Gauge Port	Bolt Threads
<b>Material</b> <b>A</b> Aluminum - 6061-T6 COP • 2000† psi • 13.8 MPa Other • 3000† psi • 20.7 MPa <b>D</b> Ductile Iron - D4512 COP • 4000† psi • 27.6 MPa Other • 5000† psi • 34.5 MPa <b>N</b> Electroless Nickel Coated Ductile Iron - D4512 COP • 4000† psi • 27.6 MPa Other • 5000† psi • 34.5 MPa † Working pressure should be considered in accordance with ISO 4413 to determine appropriate material type.	<b>Valve Pattern</b> <b>D08</b> ISO 4401-08-07 NFFPA T3.5.1-D08 See Tech Information	<b>Circuit</b> <b>CPP</b> Parallel Circuit <b>CPS</b> Series Circuit <b>COP</b> Crossover Circuit (P to A, B to T)	<b>Gauge Port</b> Available with parallel circuit only. Omit if not required. <b>G</b> 0.250 NPTF or 0.250 BSPT (M option)	<b>Bolt Threads</b> Omit for inch (UNC) bolt kit. <b>M</b> Metric (ISO 6H) bolt kit