

GASOLINE PUMP

PG30/55 Series

30-55 cu. in./min.

Gasoline driven

- A logical choice at work sites where electricity or compressed air are unavailable. For single or double-acting cylinders at operating pressures up to 10,000 psi.
- All gasoline engine/hydraulic pumps feature Posi-Check® valve to guard against pressure loss when valve is shifted from "advance" to "hold."

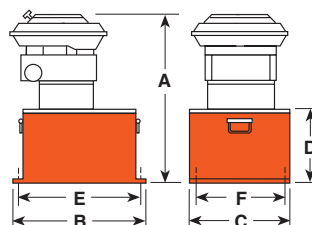
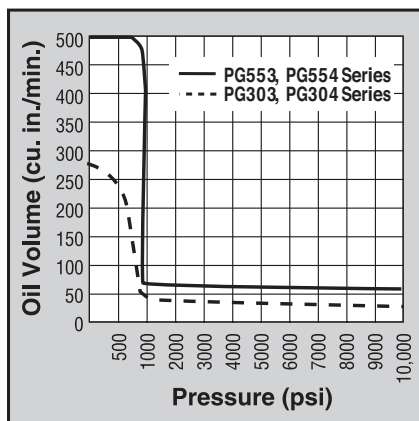
PG303 and PG304

- Powered by a 4-cycle, 2 hp Honda engine giving it the lowest weight to horsepower ratio of all gasoline driven pumps. Has an aluminum reservoir with 375 cu. in. of usable oil.
- Same basic pump as PE30 series electric operated pumps.
- PG30 series pumps are equipped with roll cages to protect pump from damage.
- PG30 series pumps weighs only 35 lbs with oil.
- PG303 is for single-acting cylinders, has a 9520 valve with separate internal return line which allows oil from running pump to return to reservoir, independently of cylinder return oil, when valve is in "return" position.
- PG304 is for double-acting cylinders, has a 9506 4-way (tandem center) valve.

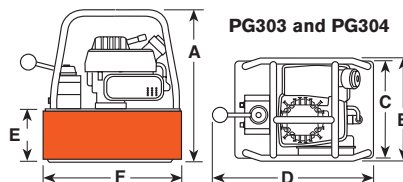


GASOLINE POWER SUPPLY IDEAL FOR REMOTE LOCATIONS.

- PG30 SERIES: FOR UP TO 75 TON CYLINDERS.
- PG55 SERIES: FOR UP TO 150 TON CYLINDERS.



PG553 and PG554



PG303 and PG304

Pump No.	Max. Pressure Output (psi)	rpm	Oil Del. (cu. in./min. @)				A (in.)	B (in.)	C (in.)	D (in.)	E (in.)	F (in.)	Prod. Wt. w/Oil (lbs.)
			100 (psi)	1,000 (psi)	5,000 (psi)	10,000 (psi)							
PG303, PG304	10,000	8,000	275*	30	33	28	14 ⁷ / ₈	10 ³ / ₈	11 ¹ / ₂	16	5 ¹ / ₈	13 ¹ / ₂	32
PG553, PG554	10,000	3,600	480	75	70	55	22	18	12 ¹ / ₂	8 ⁵ / ₈	16 ⁵ / ₈	20 ¹ / ₄	120

* First stage oil delivery from 0-400 psi @ 230 cu. in. per minute minimum.

PG553 and PG554

- 6 hp Intek "Diamond Edge" 4-cycle, by Briggs & Stratton. 5 gallon reservoir.
- Same basic pump as PE55 series electrical Vanguard® pumps.
- PG553 has a 9520 3-way valve for single-acting cylinders.
- PG554 has a 9506 4-way valve for double-acting cylinders.

PG554

10,000 psi



Gasoline Powered Hydraulic Pumps like this PG303 help provide hydraulic force at remote locations.



For use with Cyl. Type	Description	Order No.	Valve Type	Valve No.	Valve Function	Reservoir Usable (cu. in.)	Horsepower	Cycle
Single-Acting	2 hp pump with 2 gal. reservoir and single-acting valve.	PG303	3-Way	9520	Advance Hold Return	375	2	2
Single-Acting	6 hp pump with 5.7 gal. reservoir and single-acting valve.	PG553	3-Way	9520	Advance Hold Return	1,300**	6	4
Double-Acting	PG303, except has double-acting valve.	PG304	4-Way	9506	Advance Hold Return	375	2	2
Double-Acting	PG553, except has double-acting valve.	PG554	4-Way	9506	Advance Hold Return	1,300**	6	4

** Usable oil is calculated with oil fill at recommended level at 1/2" below cover plate