

Technical Information

- CV Check Valves
- SH Shuttle Valves
- LM Load/Motor Controls
- FC Flow Controls
- PC Pressure Controls
- LE Logic Elements
- DC Directional Controls
- MV Manual Valves
- SV Solenoid Valves
- PV Proportional Valves
- CE Coils & Electronics
- BC Bodies & Cavities
- TD Technical Data

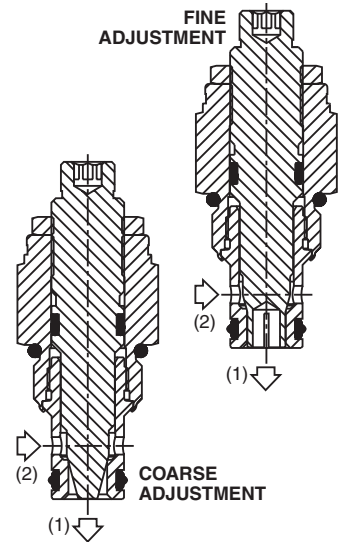
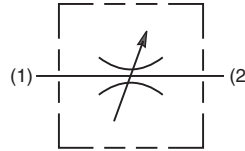
General Description

Cartridge Style Needle Valve.
For additional information see
Technical Tips on pages FC1-FC4.



Features

- Hardened, precision ground parts for durability
- Compact size for reduced space requirements
- Fine adjustment needle option available for precise adjustment
- Polyurethane “D”-Ring eliminates backup rings and prevents hydrolysis
- Valve meters flow in either direction, but (2 to 1) is the preferred direction for lowest leakage at shut off
- All external parts zinc plated

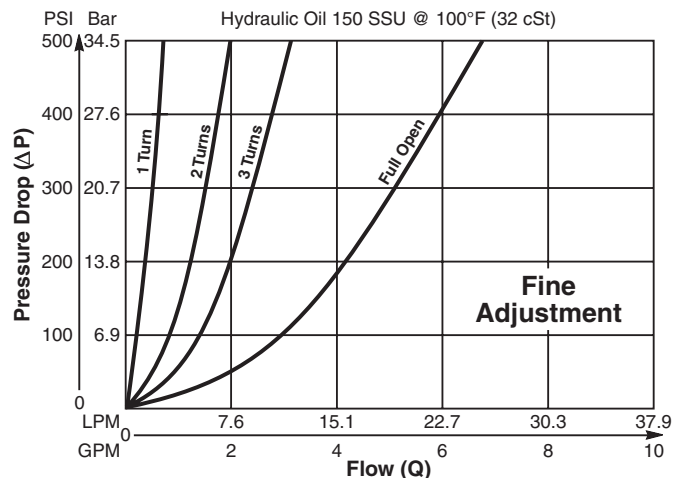
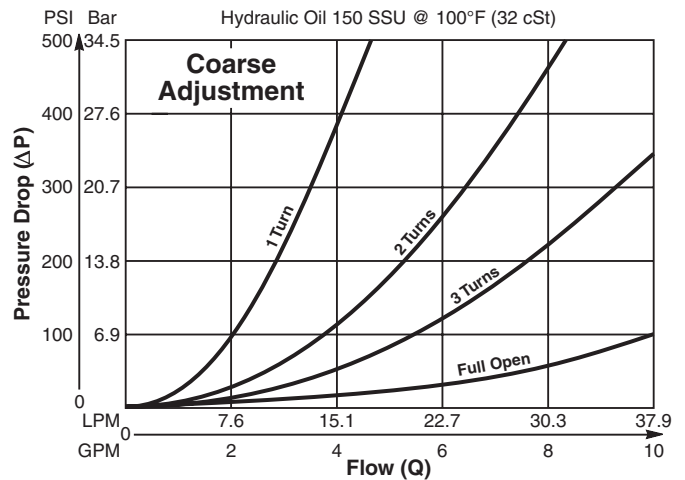


Specifications

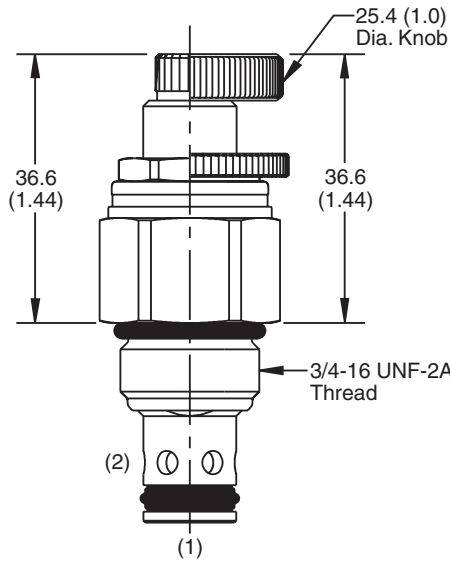
| | |
|--------------------------------|---|
| Rated Flow | Fixed 37.9 LPM (10 GPM) Adjusted |
| Maximum Inlet Pressure | 380 Bar (5500 PSI) |
| Cartridge Material | All parts steel. All operating parts hardened steel. |
| Operating Temp. Range/Seals | -45°C to +93.3°C (“D”-Ring) (-50°F to +200°F) -31.7°C to +121.1°C (Fluorocarbon) (-25°F to +250°F) |
| Fluid Compatibility/ Viscosity | Mineral-based or synthetic with lubricating properties at viscosities of 45 to 2000 SSU (6 to 420 cSt) |
| Filtration | ISO Code 16/13, SAE Class 4 or better |
| Approx. Weight | .10 kg (.20 lbs.) |
| Cavity | No. C08-2 (See BC Section for more details) |
| Form Tool | Rougher None Finisher NFT08-2F |

Performance Curves

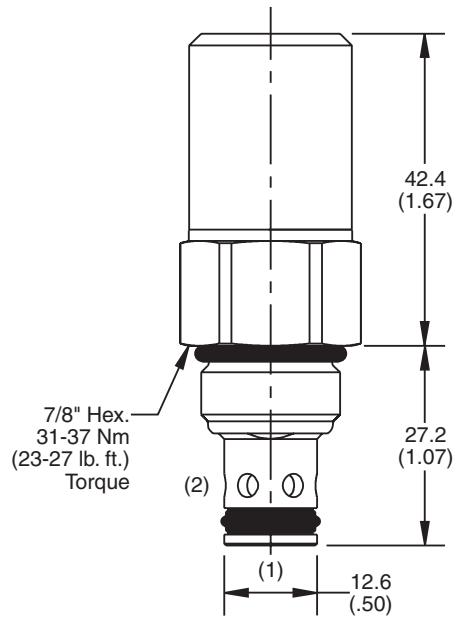
Flow vs. Inlet Pressure (Through cartridge only)



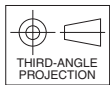
Dimensions Millimeters (Inches)



Screw/Knob Version



Tamper Resistant Version



Ordering Information



| Code | Flow Needle |
|------|-------------|
| Omit | Coarse |
| F | Fine |

| Code | Seals / Kit. No. |
|------|--------------------------|
| Omit | "D"-Ring / (SK08-2) |
| N | Nitrile / (SK08-2N) |
| V | Fluorocarbon / (SK08-2V) |

| Code | Body Material |
|------|---------------|
| Omit | Steel |
| A | Aluminum |

| Code | Port Size | Body Part No. |
|------|----------------|---------------|
| Omit | Cartridge Only | |
| 4P | 1/4" NPTF | (B08-2-*4P) |
| 6P | 3/8" NPTF | (B08-2-*6P) |
| 4T | SAE-4 | (B08-2-*4T) |
| 6T | SAE-6 | (B08-2-*6T) |
| 6B | 3/8" BSPG | (B08-2-*6B) |

* Add "A" for aluminum, omit for steel.

| Code | Adjustment Style |
|------|-------------------------------|
| K | Knob Adjust (717784-10) |
| S | Screw Adjust |
| T | Tamper Resistant Cap (717943) |

- CV**
Check Valves
- SH**
Shuttle Valves
- LM**
Load/Motor Controls
- FC**
Flow Controls
- PC**
Pressure Controls
- LE**
Logic Elements
- DC**
Directional Controls
- MV**
Manual Valves
- SV**
Solenoid Valves
- PV**
Proportional Valves
- CE**
Coils & Electronics
- BC**
Bodies & Cavities
- TD**
Technical Data