

Chelsea® Wetline Reservoirs



Overview:

Will my wetline components work together properly? Will they hold up day-in and day out?

These concerns can be eliminated by ordering Chelsea's complete wetline system. Featuring our proven P.T.O., popular pumps, and the widest array of aluminum or steel reservoirs available, the Chelsea system gives you superior performance. Not to mention stress-relievers like:

- Quick Ship capabilities to ensure you get your components when you need them
- One manufacture covering all wetline component warranties
- Complete line of P.T.O.s, pumps and reservoirs specifically engineered to work together for dump trucks / trailers, low boys, moving floors and combination applications



Products Features and Benefits:

Contact Information:

Parker Hannifin Corporation
Chelsea Products Division
8225 Hacks Cross Road
Olive Branch, MS 38654 USA

Phone: 1-888-PH4-TRUK
(1-888-744-8785)

Fax: 1-662-890-5379
chelseacustserv@parker.com


www.parker.com/chelsea

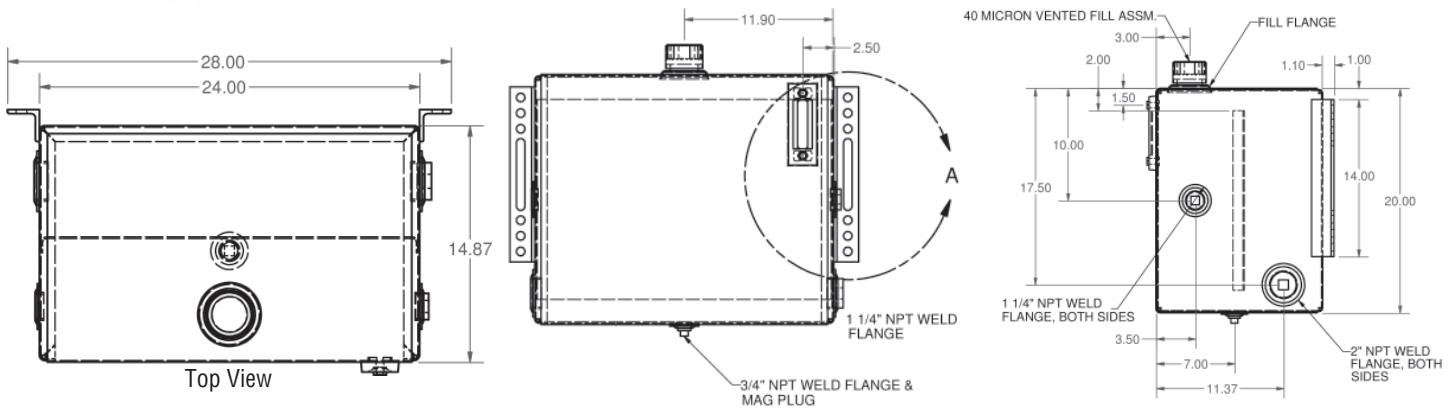
- All reservoirs come complete with mounting kits for ease of installation
- All steel parts are powder coated black protecting them from the harsh elements
- Reservoirs are designed for both 2 & 3 Line Systems for design flexibility
- All ports are internally diffused to help with heat dissipation
- All reservoirs include easy to read oil / temperature sight




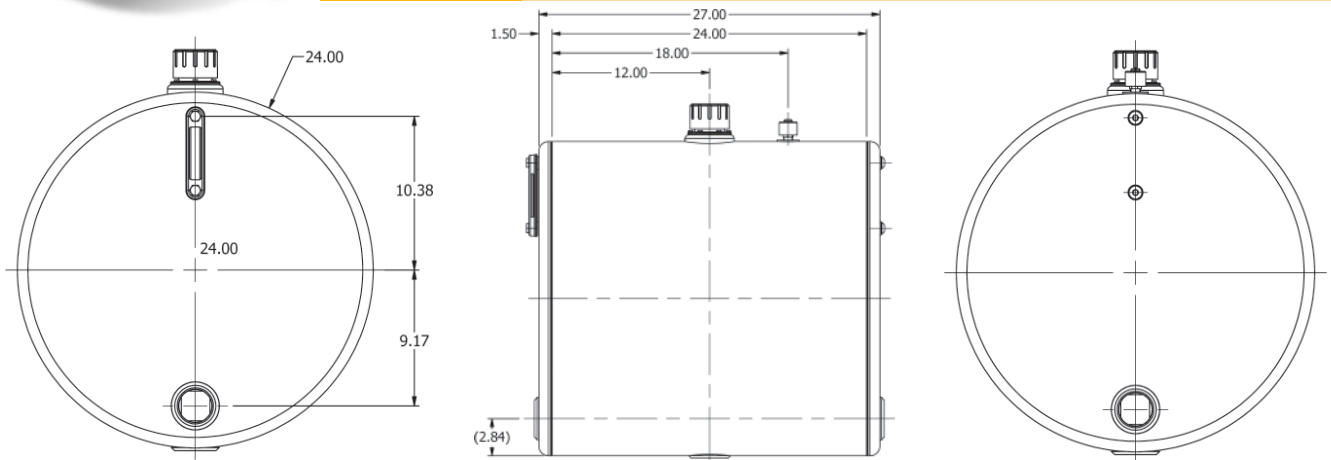
ENGINEERING YOUR SUCCESS.

Reservoirs

	Part #	Features
	SMS30	<ul style="list-style-type: none"> • 30 Gallon reservoir • Steel tank assembly, fully baffled, with pre-punched and slotted 2" x 2" mounting angles • Two 2" NPT suction ports, (2) two 1-1/4" return line ports • One 2" port plug and (1) one 1-1/4" port plug • Magnetic drain plug, Filler/Breather assembly, including 40 micro filter w/chain • 5" Oil level/temp sight gauge • Unit packaged in a single carton



	Part #	Features
	SMS50 SMA50 SMA50SS	<ul style="list-style-type: none"> • 50 Gallon reservoir • Tank assembly ships in one carton with mounting kit shipped in separate carton • SMA50SS comes with stainless steel straps • Each tank assembly is provided with (3) three 2" NPT ports • Auxiliary mushroom vent(s) in tank top to increase air exchange • Filler/Breather assembly includes 40 micron Filter/Breather cap (chain mounted) with nylon strainer basket and bayonet closure • All ports in each unit are internally diffused, one port plug provided



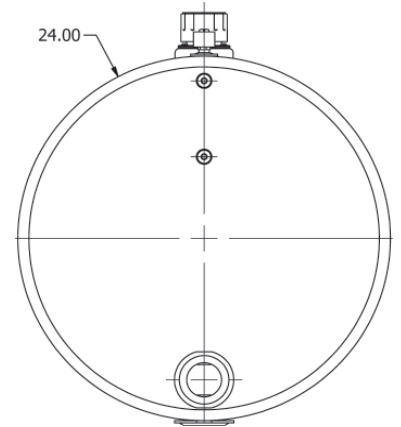
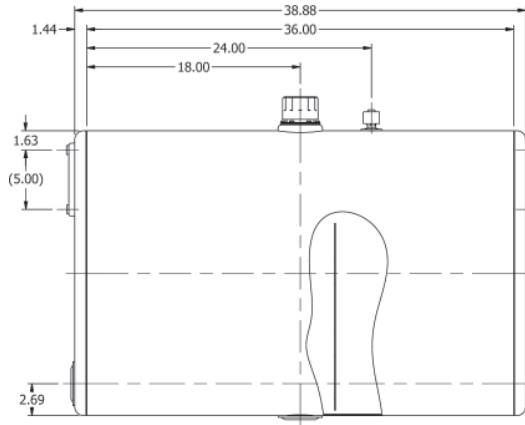
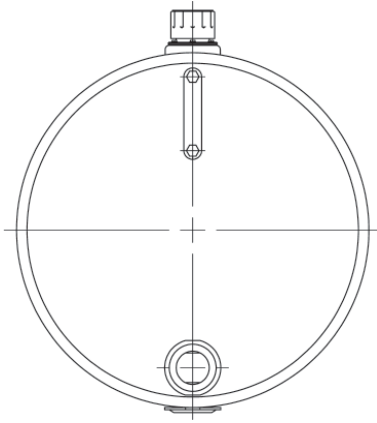


Part

Features

**SMS75
SMA75
SMA75SS**

- 75 Gallon reservoir
- Tank assembly ships in one carton with mounting kit shipped in separate carton
- Tank assembly is provided with (3) three 2" NPT ports
- Auxiliary mushroom vent(s) in tank top to increase air exchange
- Filler/Breather assembly includes 40 micron Filter/Breather cap (chain mounted) with nylon strainer basket and bayonet closure
- All ports in each unit are internally diffused, one port plug provided

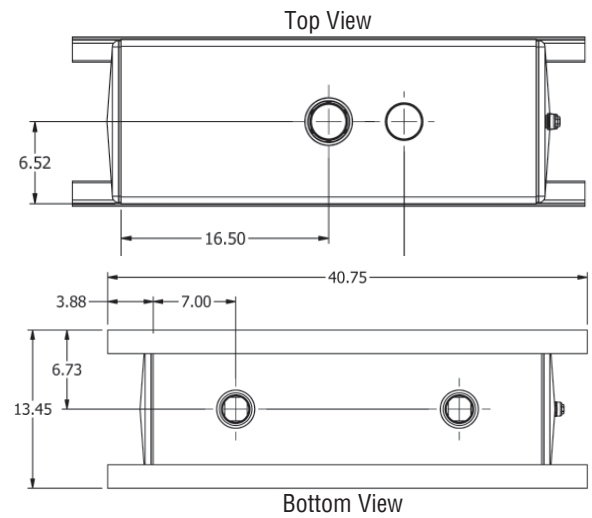
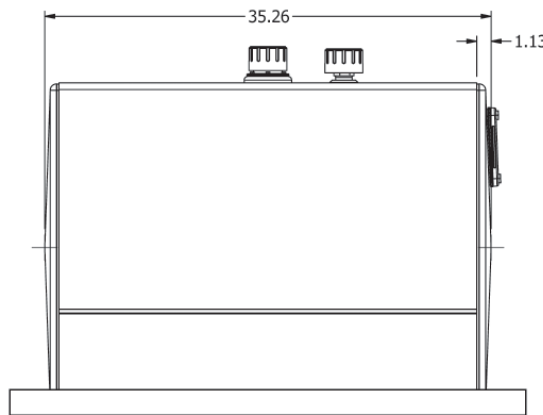
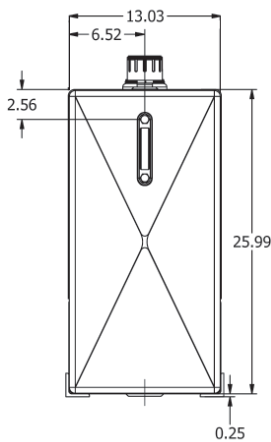



Part

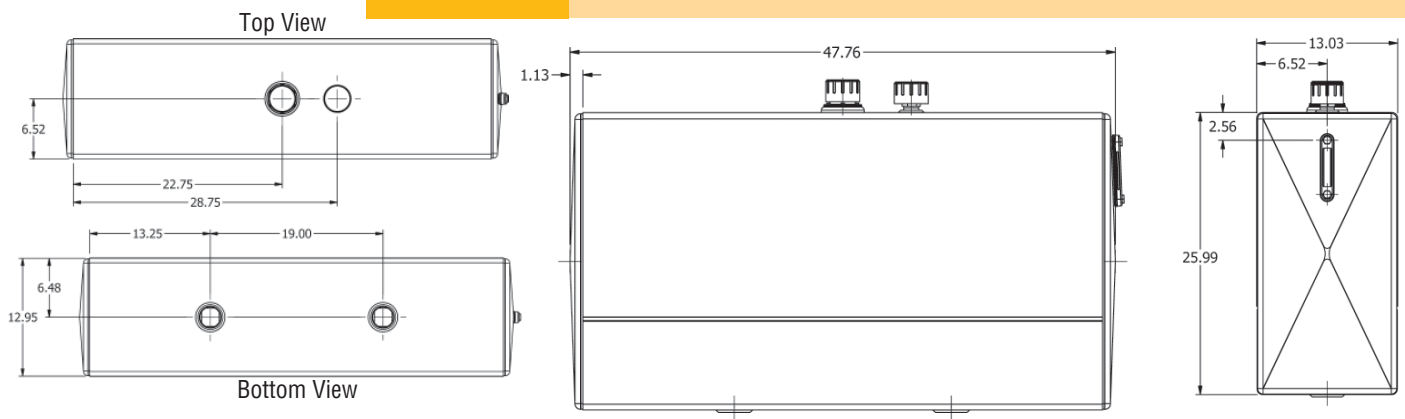
Features


**URS50
URA50**

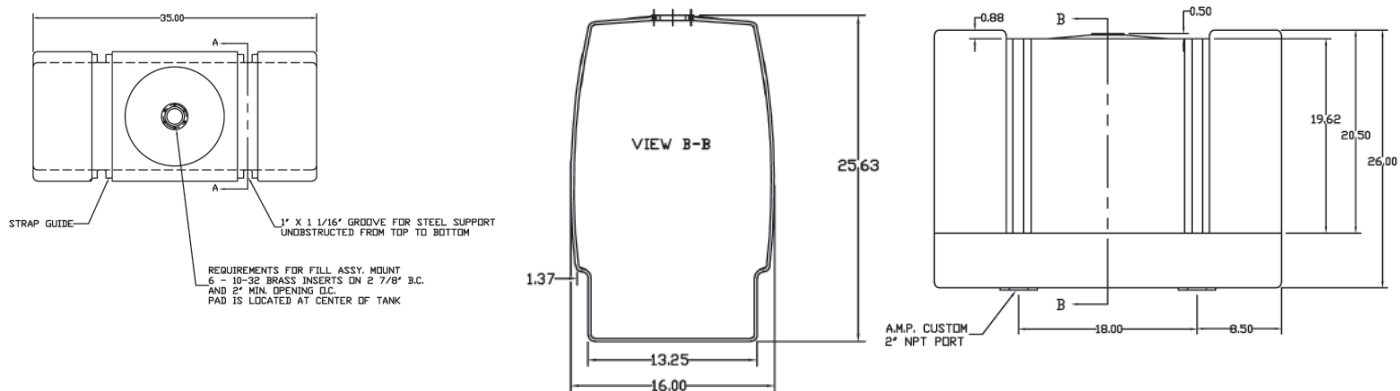
- 50 Gallon reservoir
- Steel tank assembly with (2) Two 2" screw-in NPT bottom ports
- Aluminum tank assembly with (2) two 1-1/4" screw-in NPT bottom ports
- Filler/Breather assembly including a 40 micron Filter/Breather cap (chain mounted)
- Strapless design
- Mounting kit included
- All ports in each unit are internally diffused, one port plug provided



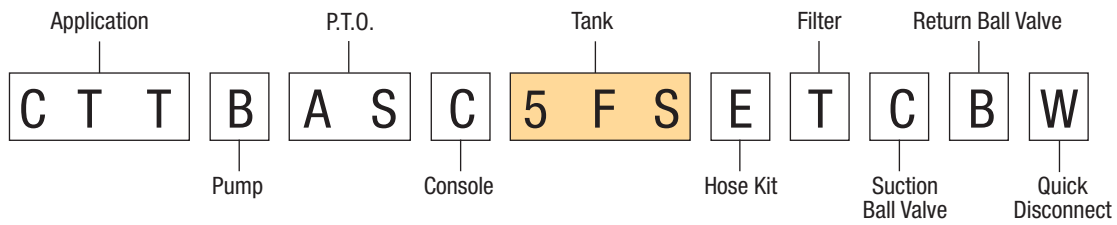
	Part #	Features
	URA70 URS70	<ul style="list-style-type: none"> • 70 Gallon reservoir • Aluminum tank assembly with (2) two 2" screw-in NPT bottom ports • Filler/Breather assembly including a 40 micron Filter/Breather cap (chain mounted) • Auxiliary vent • Mounting kit included • All ports in each unit are internally diffused, one port plug provided



	Part #	Features
	URP50	<ul style="list-style-type: none"> • Extra large 63 gallon capacity/50 gallon usable • Rugged reinforced-polyethylene • Dual 2" NPT ports - field serviceable if necessary • Includes heavy duty strapless hold down system with powder coated steel saddle • Pre-assembled for easy installation • Screw-in diffuser - 2" to 1" • Sight temperature gauge standard • Heavy duty chain mounted Filter/Breather cap - 40 micron filtration standard



ENGINEERING YOUR SUCCESS.



Reservoirs by Applications

1. Dump Trucks Greater than 12 ft.
 - a. SMA30
 - b. SMS50
 - c. SMA50
 - d. SMA50SS
2. Dump Trucks Less than 12 ft.
 - a. SMA30
 - b. SMS50
 - c. SMA50
 - d. SMA50SS
3. Tractor Trailer
 - a. SMS50
 - b. SMA50
 - c. SMA50SS
 - d. URS50
 - e. URA50
 - f. URP50
 - g. URS70
 - h. URA70
 - i. SMS75
 - j. SMA75
 - k. SMA75SS
4. Goose Neck / Low Boy
 - a. SMS50
 - b. SMA50
 - c. SMA50SS
 - d. URS50
 - e. URA50
5. Moving Floor
 - a. SMS50
 - b. SMA50
 - c. SMA50SS
 - d. URS50
 - e. URA50

Service Parts

Part #	Description
STG1	Sight Temperature Gauge (fits all uprights)
SIG1	Screw in Diffuser (fits Steel & Aluminum tanks)
CAP1	Cap Assembly
MSR1	Mushroom Vent (¾")

Warranty

Seller warrants that the Products sold hereunder shall be free from defects in material or workmanship for a period of twenty four months from the date of delivery to Buyer. The prices charged for Seller's products are based upon the exclusive limited warranty stated above, and upon the following disclaimer: Disclaimer of Warranty: This warranty comprises the sole and entire warranty pertaining to products provided hereunder. SELLER DISCLAIMS ALL OTHER WARRANTIES, EXPRESS AND IMPLIED, INCLUDING MERCHANTABILITY AND FITNESS FOR A PARTICULAR PURPOSE.

