

"Industry Accepted" Hydraulic Reservoirs

IMPORTANT FEATURES

- Hydro-Craft® Reservoirs meet or exceed all J.I.C. and ASLE Standards
- Scale-free welding process is used
- All Hydro-Craft Reservoirs are carefully fabricated from hot rolled steel plate and sheet, pickled and oiled, which eliminates the need for sand blasting and subsequent residue. Stainless steel also available.
- Fixed baffle properly slotted for correct oil circulation
- Single bolt end caps sized for maximum cleanout opening
- 3/4 NPT drain standard on one end cover
- Hydro-Craft Sight Level Gauge is plated and has extra large sight area with nonbreakable 2X magnifier
- Combination oil level and temperature gauge is standard. Temperature gauge features readings in Centigrade and Fahrenheit.
- Hydro-Craft Filler Breather Assembly is plated and guarded. It has a non-corrosive nylon strainer. Ten times the amount of air flow as comparable units now available.
- Four 2-1/4" diameter lift holes
- "L" Shaped Reservoirs come equipped with a full length piano hinge for opening lid and secure T-handle closure

AVAILABLE OPTIONS:

- Mounting Plates – Blank or Drilled & Tapped
- Coupling Guards
- Additional Sight Gauge
- Special duty and high temperature level gauge
- Additional Filler Breather
- Pipe Couplings – Whole or Half, SAE or NPT
- Down Lines
- Interior Paint
- Extra Drain
- Drip Pans, Stands, & Overhead Stands
- Lift Rings
- Removable Baffle

NOTE: These are non-pressurized reservoirs

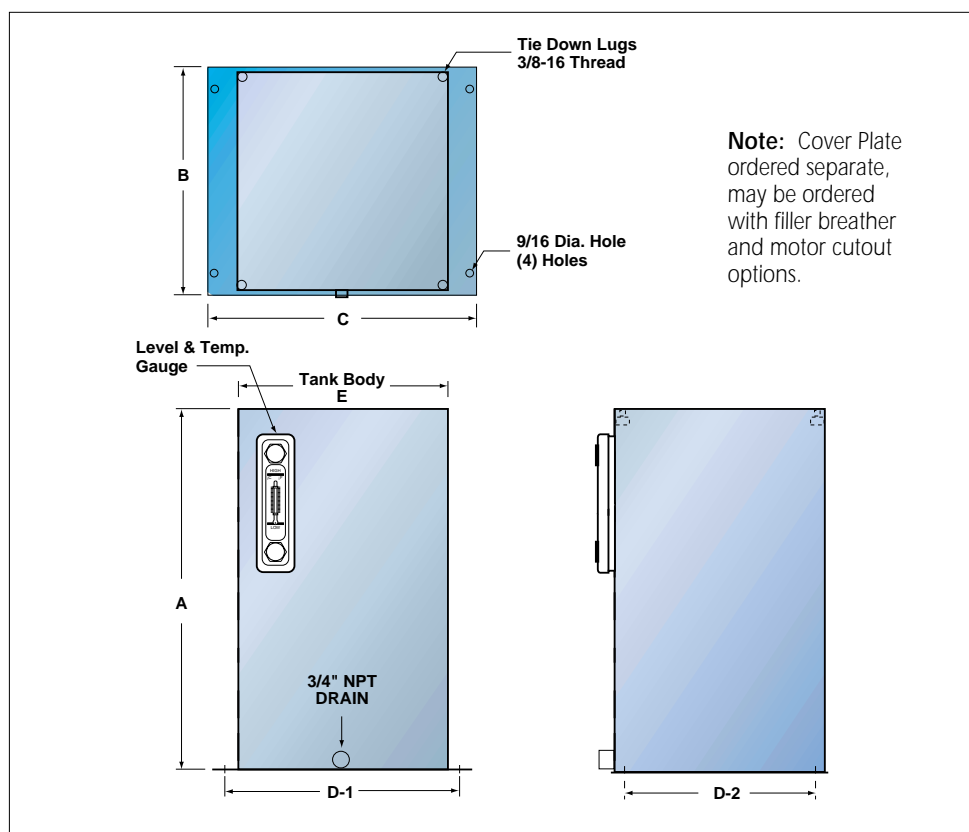


Photos show just a few of the hundreds of standard and custom reservoirs fabricated by Hydro-Craft® each year.

Vertical Reservoirs

EACH NON-J.I.C. VERTICAL RESERVOIR INCLUDES:

- (1) Oil level with temperature gauge
- (4) Cover mounting bolts
- Buna-N seal for cover plate
- 3/4" NPT drain
- Steel construction with customer's choice of top
- Primer-painted exteriors
- Reservoir interiors coated with rust-inhibiting oil



SPECIFICATIONS

WEIGHT							
PART NO.	(lbs.)	A	B	C	D-1	D-2	E
HV-5 (5 gallon)	22	10	12-1/2	14-1/2	13-1/2	10	12
HV-10-A (10 gallon)	38	20	12-1/2	14-1/2	13-1/2	10	12
HV-10-B (10 gallon)	36	12	16-1/2	19	17-1/2	14	16
HV-20 (20 gallon)	64	24	16-1/2	19	17-1/2	14	16
HV-30 (30 gallon)	86	36	16-1/2	19	17-1/2	14	16

Note: All dimensions are approximate in inches.

Cover Plates FOR VERTICAL RESERVOIRS

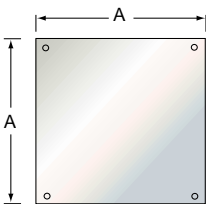
HV-5 and HV-10-A

ORDERING INFORMATION

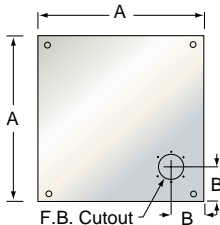
Hydro-Craft® Non-JIC Vertical Reservoirs allow you to choose the cover plate style you need. Reservoir and Cover Plate must be ordered as separate items.

Example: Part number HVT-A-2 is cover with filler breather cutout and fits on reservoirs HV-5 or HV-10-A.

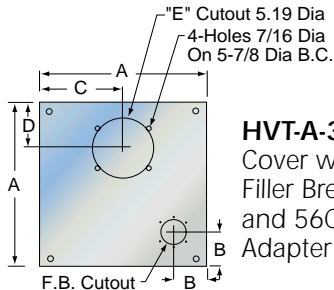
Note: Filler Breathers are included with Cover Plates A-2, A-3, and A-4



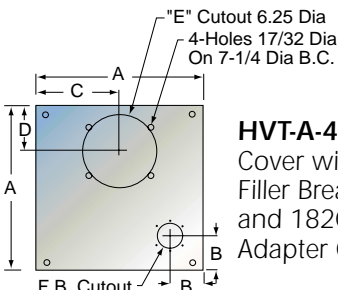
HVT-A-1
Blank Cover



HVT-A-2
Cover with
Filler Breather
Cutout



HVT-A-3
Cover with
Filler Breather
and 56C/145TC
Adapter Cutouts



HVT-A-4
Cover with
Filler Breather
and 182C/256TC
Adapter Cutouts

SPECIFICATIONS

RESERVOIR PART NO.	STANDARD DIMENSIONS FOR VERTICAL TOPS					COVER PART NO.	COVER PLATE WEIGHT (LBS)
	A (SQ)	B	C	D	E (ADAPTER CUTOUT)		
HV-5	12-1/2"	2-1/2"	6-1/4"	5"		HVT-A-1	10.75
HV-10-A						HVT-A-2	10.50
					56C/145TC	HVT-A-3	9
					182C/256TC	HVT-A-4	8.25

Cover Plates FOR VERTICAL RESERVOIRS

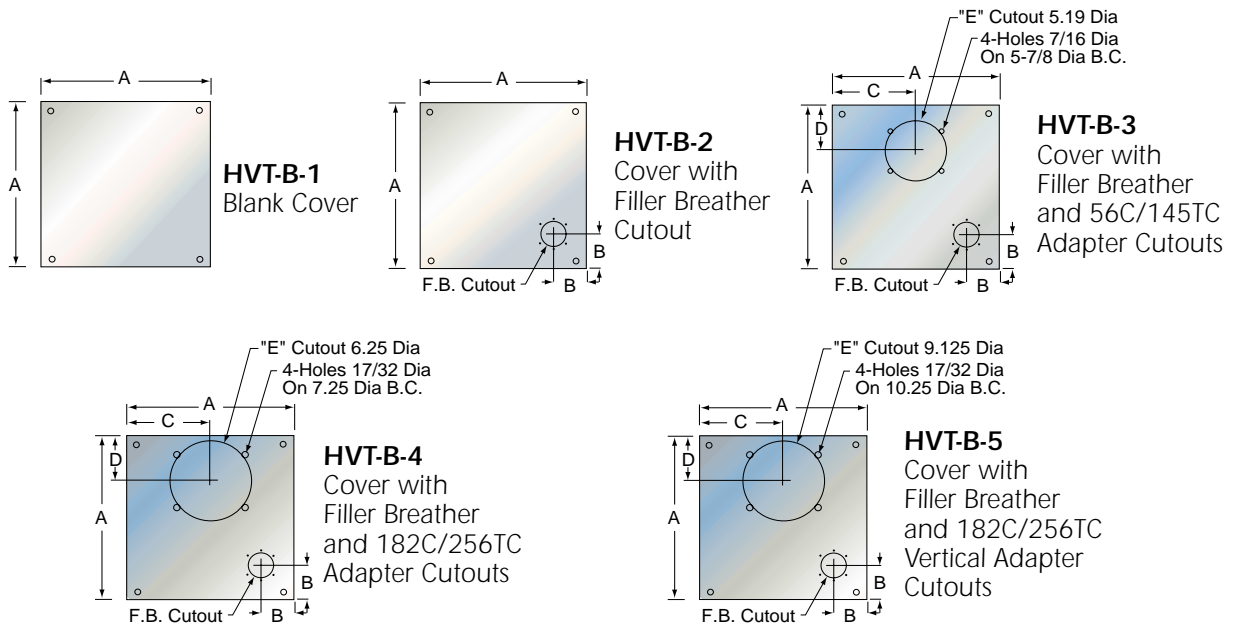
HV-10-B, HV-20 and HV-30

ORDERING INFORMATION

Hydro-Craft® Non-JIC Vertical Reservoirs allow you to choose the cover plate style you need. Reservoir and Cover Plate must be ordered as separate items.

Example: Part number HVT-B-3 is cover with filler breather and 56C/145TC adapter cutouts and fits on reservoirs HV-10-B, HV-20 or HV-30.

Note: Filler Breathers are included with Cover Plates B-2, B-3, B-4, and B-5



SPECIFICATIONS

RESERVOIR PART NO.	STANDARD DIMENSIONS FOR VERTICAL TOPS					COVER PART NO.	COVER PLATE WEIGHT (LBS)
	A (SQ)	B	C	D	E (ADAPTER CUTOUT)		
HV-10-B	16-1/2"	2-1/2"	8-1/4"	5"		HVT-B-1	18.75
HV-20						HVT-B-2	18.50
HV-30					56C/145TC	HVT-B-3	17
				182C/256TC	HVT-B-4	16.25	
				6-1/4"	182C//256TC VERTICAL	HVT-B-5	13.75