DENISON Hydraulics

Service-Information

S10-T 493-E

3-Way Vent Valve
Series VV01

3-Wege Entlastungsventil
Baureihe VV01

Valve by-pass du pilote
Série VV01



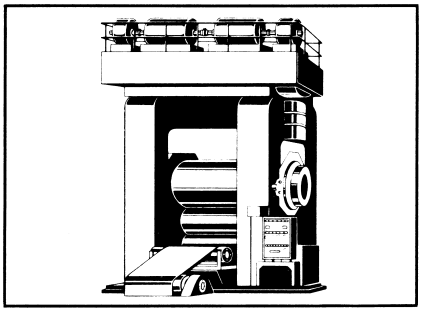







Screws in connection with R4*/R5*–Pressure valve, D4S/CAR–Seat Valve
Schrauben in Verbindung mit R4*/R5*–Druckventilen, D4S/CAR–Sitzventilen
Vis pour implanation avec R4*/R5*–Limiteur de pression, D4S/CAR–Distributeur à clapet

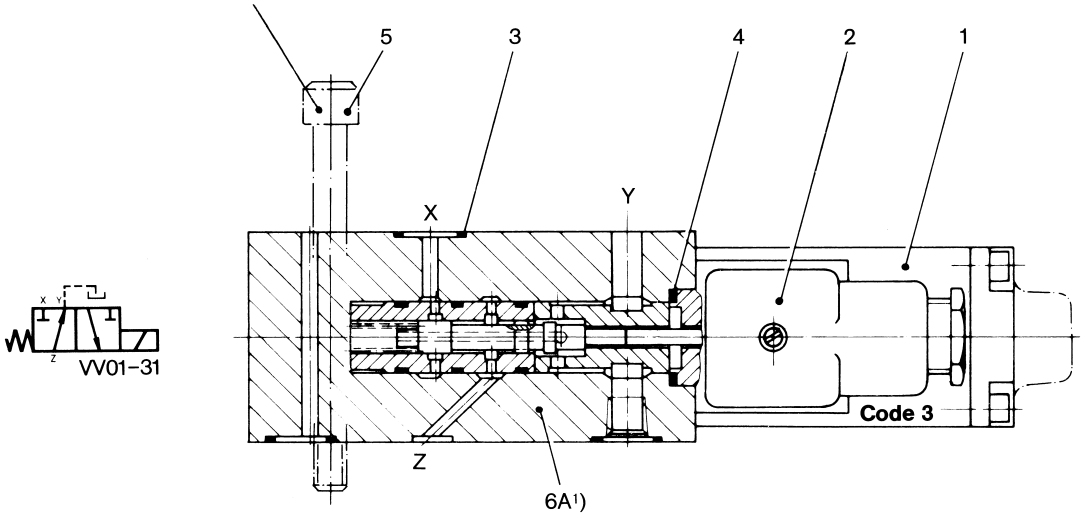

[1]) Due to manufacturing reasons this item is available as assembly only.
Aus fertigungstechnischen Gründen ist dieser Leistungsteil nur als komplette Untergruppe lieferbar.
A cause des raisons de la production le produit ne peut être livré que comme sous-groupement complet.

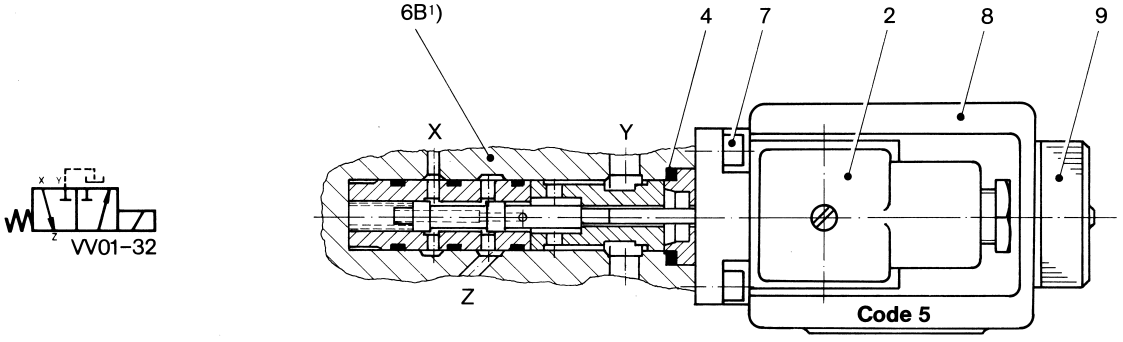

Pneumatic operation
Pneumatische Betätigung
Commande pneumatique

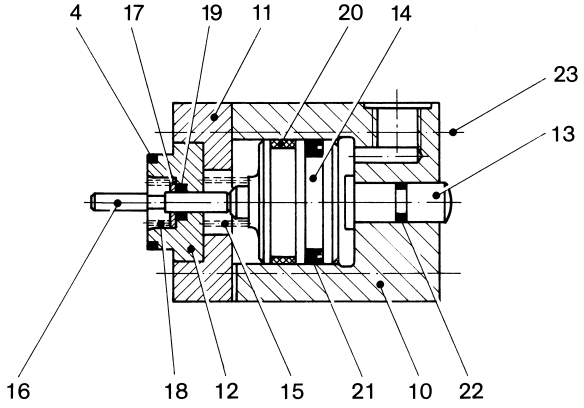

Item Pos. Réf.	Description	Benennung	Description	Part No. Teil Nr. Code No.	Qty. Stück Qté.
1	Solenoid Code 3 (D.C.) without manual override	Magnet Code 3 (Gleichstrom) ohne Nothandbetätigung	Solénoïde Code 3 (courant cont.) sans commande manuelle		
	12 V	12 V	12 V	700-77096	1
	24 V	24 V	24 V	700-77097	1
	48 V	48 V	48 V	700-77098	1
	Solenoid Code 3 (D.C.) with manual override	Magnet Code 3 (Gleichstrom) mit Nothandbetätigung	Solénoïde Code 3 (courant cont.) avec commande manuelle		
	12 V	12 V	12 V	700-77024	1
	24 V	24 V	24 V	700-77017	1
	48 V	48 V	48 V	700-77025	1
	Solenoid Code 3 (A.C.) without manual override	Magnet Code 3 (Wechselstrom) ohne Nothandbetätigung	Solénoïde Code 3 (courant alt.) sans commande manuelle		
	115 V / 50 CY	115 V / 50 Hz	115 V / 50 Hz	700-77093	1
	230 V / 50 CY	230 V / 50 Hz	230 V / 50 Hz	700-77094	1
	115 V / 60 CY	115 V / 60 Hz	115 V / 60 Hz	700-77091	1
	230 V / 60 CY	230 V / 60 Hz	230 V / 60 Hz	700-77092	1
	Solenoid Code 3 (A.C.) with manual override	Magnet Code 3 (Wechselstrom) mit Nothandbetätigung	Solénoïde Code 3 (courant alt.) avec commande manuelle		
	115 V / 50 CY	115 V / 50 Hz	115 V / 50 Hz	700-77020	1
	230 V / 50 CY	230 V / 50 Hz	230 V / 50 Hz	700-77021	1
	115 V / 60 CY	115 V / 60 Hz	115 V / 60 Hz	700-77018	1
	230 V / 60 CY	230 V / 60 Hz	230 V / 60 Hz	700-77019	1
2	Plug-in connector "B" (black)	Gerätesteckdose „B" (schwarz)	Prise embrochable "B" (noir)	167-01008	1
3	O-Ring	Runddichtring	Joint torique	691-00013	6
4	O-Ring	Runddichtring	Joint torique	671-00016	1
5	S.H.C. Screw 3/8"-24 NF x 3,25" lg.	Schraube	Vis	359-15330	4
6A	Power component Spool position code 1 (de-energized Z→Y)	Leistungsteil Kolbenstellung Code 1 (stromlos Z→Y)	Part de puissance Position du tiroir code 1 (sans courant Z→Y)	S16-39279	1
6B	Power component Spool position code 2 (de-energized X→Z)	Leistungsteil Kolbenstellung Code 2 (stromlos X→Z)	Part de puissance Position du tiroir code 2 (sans courant X→Z)	S16-39280	1
7	S.H.C. Screw M4 x 12	Schraube M4 x 12	Vis M4 x 12	364-06123-8	4
8	Solenoid Code 5 – Coil 115 V / 50-60 CY	Magnet Code 5 – Spule 115 V / 50-60 Hz	Solénoïde Code 5 – bobine 115 V / 50-60 Hz	121-00124-8	1
	– Coil 230 V / 50-60 CY	– Spule 230 V / 50-60 Hz	– bobine 230 V / 50-60 Hz	121-00125-8	1
	– Coil 12 V DC	– Spule 12 V =	– bobine 12 V =	121-00103-8	1
	– Coil 24 V DC	– Spule 24 V =	– bobine 24 V =	121-00104-8	1
	– Coil 48 V DC	– Spule 48 V =	– bobine 48 V =	121-00105-8	1
9	Tube cartridge assembly: – with manual override – without manual override	Ankerrohr kpl.: – mit Nothandbetätigung – ohne Nothandbetätigung	Manchon d'induit complet: – avec commande manuelle – sans commande manuelle	 S16-96102 S16-96251	 1 1
10	End cap	Enddeckel	Chapeau	036-63794	1
11	Spacer	Distanzstück	Pièce intercalaire	036-63793	1
12	Seal retainer	Dichtungsträger	Porte-joint	036-81091	1
13	Pin	Stößel	Poussoir	036-38762	1
14	Spool	Kolben	Piston	036-63795	1
15	Spring	Feder	Ressort	036-39811	1
16	Pin	Stößel	Poussoir	036-81336	1
17	Seal washer	Dichtscheibe	Anneau	036-39834	1
18	Spring	Feder	Ressort	036-81126	1
19	O-Ring	Runddichtring	Joint torique	671-00007	1
20	Guide band	Führungsband	Bague de guidage	631-00001-8	1
21	Seal	Dichtring	Joint	605-00002-8	1
22	O-Ring	Runddichtring	Joint torique	671-00008	1
23	S.H.C. Screw M4 x 60	Schraube M4 x 60	Vis M4 x 60	364-06283-8	4
	Not shown:	**Nicht gezeichnet:**	**Non représenté:**		
	Name plate	Typenschild	Plaque d'identification	036-38883	1
	Plate (Symbol)	Symbolschild	Symbolisation	036-38876	1
	Rivet	Kerbnagel	Rivet	320-10203	4

Model Code

Model Number: **VV01 - 3 1 1 - 07 - C - 1**

Series

Type
3 = 3-way model

Spool position

1 = normal position: free flow from Z to Y
switch position: X to Z

2 = normal position: X to Z
switch position: free flow from Z to Y

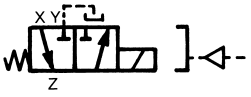

Control
1 = solenoid with plug-in connector (DIN 43650); with manual over-ride
2 = solenoid with plug-in connector (DIN 43650); without manual over-ride
D = pneumatic

Solenoid voltage and current
00 = none (for pneumatic operated valves)
06 = 115 V, 50/60 CY } AC
07 = 230 V, 50/60 CY } AC
OR = 12 V } DC
OQ = 24 V } DC
OH = 48 V } DC

Design letter

Seal class
1 = Standard (for special fluids it is recommended that you consult Hägglunds Denison)

Hydraulic Valve Division
520 Ternes Avenue
Elyria, Ohio 44035
Ph: (440) 366-5200
Fax: (440) 366-5253

Printed in W.-Germany · bkb 7–88–1 · Replace: S10–T 493–D

Rights of alteration reserved / Änderung vorbehalten / Sous réserve d'eventuelles modifications